
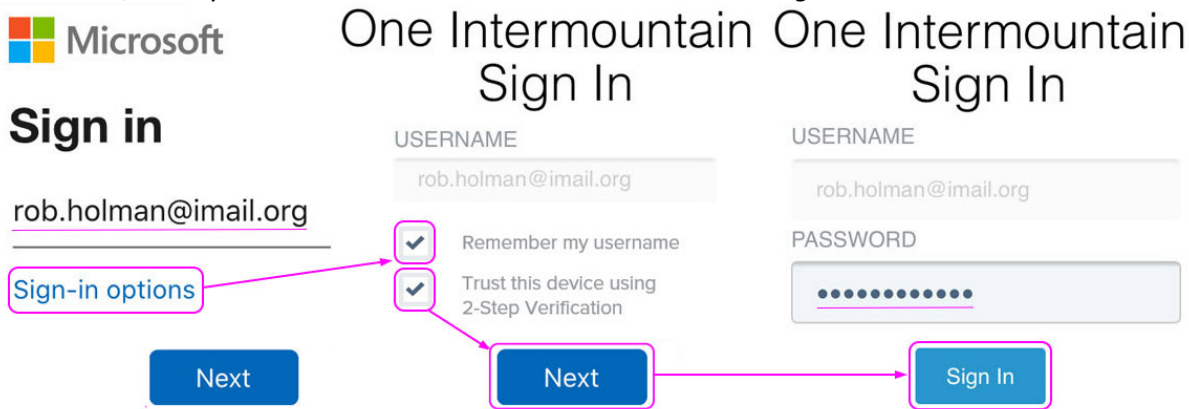


Office 365/imal2.org Access from an Apple/iOS Device

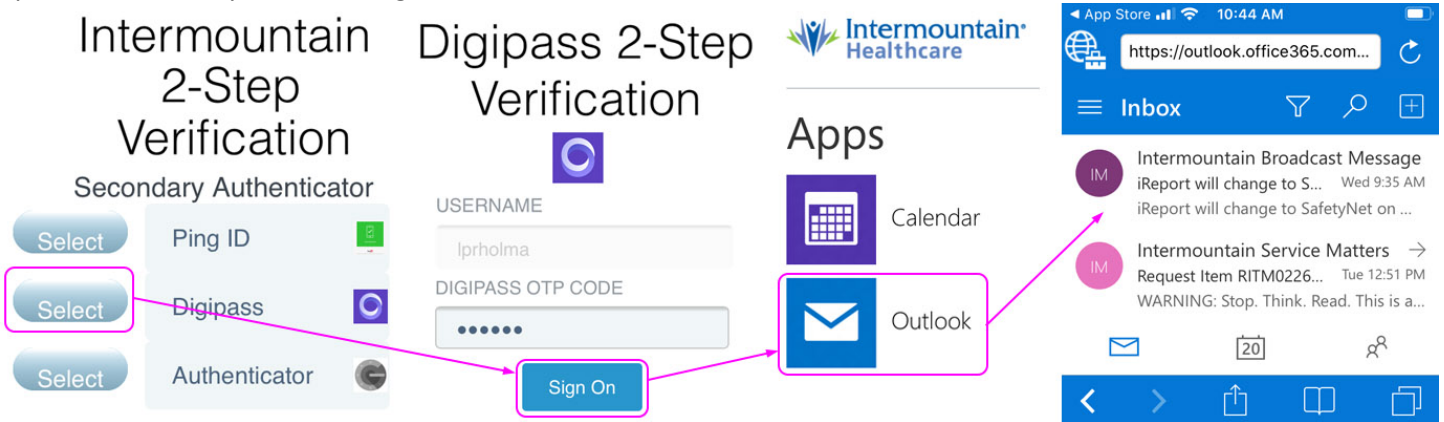
1. Open the App Store and search for *Intune Managed Browser*, making sure to NOT choose *Intune Company Portal*. Get/Open the *Intune Managed Browser* app and click *My Apps*.



2. In the following screen, enter your imail2.org address, select *Sign-in options* and make sure to check both boxes*. Select *Next*, enter your Intermountain Master Password and then *Sign In*:



3. Choose your preferred 2-Step Authentication method (Digipass is shown as the example, but PingID also works for this -- Resources for both are under **Option 6** at ihchelp.info) and *Sign On*. Choose Outlook from the Apps list, which will open the Inbox for your imail2.org account:



*If you checked *Remember my username* & *Trust this device using 2-Step Verification* when initially logging in, when you access the Intune Managed Browser in the future, you will typically only have to verify using your preferred 2-Step Verification option.